


VHSaaS

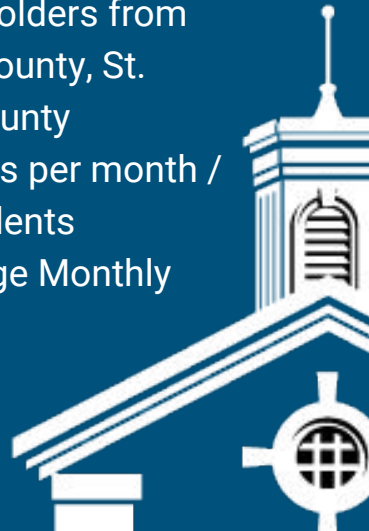
(VHS Conversion as a Service)



Presented by Nick O'Neal
Director of Technology & Online Services
Kirkwood Public Library
<http://bit.ly/2H2wiZ9>

Kirkwood Public Library - Background

- Library founded in 1926
- First tax-supported library in St. Louis County
- Originally housed on the second floor of Kirkwood City Hall
- In 1940, the present library at the corner of Taylor and Jefferson was built. Over the years the Kirkwood Library has gone through several renovations including the most recent in 2008-2009.
- Several minor renovations have occurred since to increase library usability.
- 43 Employees (10 Full-time, 33 Part-time)
- 2 Dedicated IT staff, 5 Other IT staff
- Serves a population of approximately 27,650
- Approximately 26,900 card holders from across Kirkwood, St. Louis County, St. Louis City and St. Charles County
- Average of 5,750 Active Users per month / 70% of those Kirkwood Residents
- Approximately 17,000 Average Monthly Visitors




Technology

- Basics
- Tech help 1-on-1 or drop-in
- No formal computer classes
- 3D Printing / 3D Print Binder
- Scan Stations
- Disc Duplication
- Large Format Printing
- ChromePACs
- AWE Early Literacy Stations
- SMART Table
- Motion Magix Interactive Mat
- MakerSpace tech
 - Bloxels
 - 3D Print Pen
 - Ozobots
 - Snap Circuits
 - Little Bits



VHS Conversion

A New Hope



Prior to 2017:

- Offered access to VHS conversion equipment with staff assistance if requested
 - Conversion happen in real-time
 - Initialization of process very quick.
 - Averaged 2-3 times the length of a tape to complete a conversion
 - Many did not want to dedicate the time to convert
-

In late 2016, this had me thinking:

“Could we do this
process for our
patrons”?

In Short - Yes!

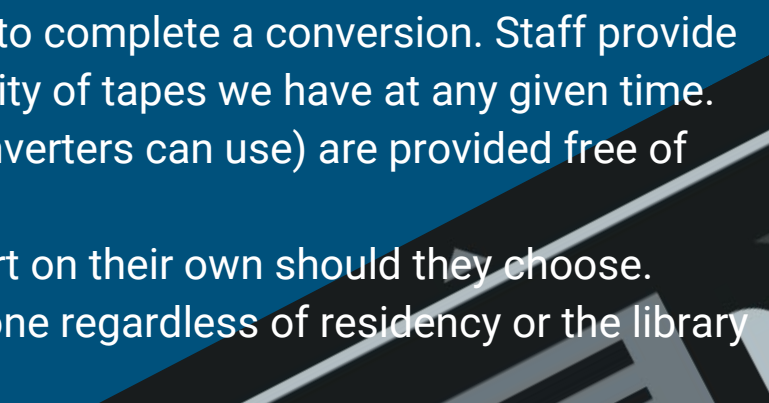
We started with a policy which we themed around several key points.

- The library would not be responsible for any damaged to the tapes or errors in the conversion.
- The library will not be liable for copyright* infringement either by materials converted by staff or patrons.
- Staff will not edit footage for patrons, but can teach patrons how to edit.
- A patron agreement in which they accept the terms of the policy.

* More on copyright soon!



With the policy in place we developed the procedures necessary to accomplish the service. These have evolved over the years and are changes we were able to make without library board approval. Our original procedure allowed:

- All conversions were logged in and out in a log book. Upon pickup the patron signs to indicate that they, indeed, received their materials back.
 - Patrons are allowed to drop off 3 tapes at once in VHS, VHS-C or 8mm cassette format. And tapes are converted on a first come, first serve basis.
 - There is no guarantee of how long it will take to complete a conversion. Staff provide estimates but it always depends on the quantity of tapes we have at any given time.
 - DVD-R discs (which are the only discs our converters can use) are provided free of charge.
 - Patrons may still use the equipment to convert on their own should they choose.
 - The service is entirely free and open to everyone regardless of residency or the library district in which they live.
- 

Equipment

- 3 VHS/DVD Units
 - Split between the monitor and two split between the MACs
- 2 VidBox platforms connecting the two VHS/DVD Units to the MACs
- 1 8mm camcorder split into the VidBox platform to the MACs
- Monitor with 3-way cable splitter
- Remotes
- Instructions



Conversion Process

Converting Straight to DVD

- Insert both a VHS or VHS-C and a blank DVD-R into the player
- Press a few buttons on the remote to start the process.
- Can record up to 8 hours on a DVD, so can do multiple tapes on 1 disc.
- A finalization process finished the DVD so it can be played on a home DVD player.

Converting to Digital File for Editing or Storage

- Insert tape into VCR or 8mm cassette into camcorder
- Start Vidbox on MAC and chose settings
- Press Play on player and Record on Vidbox
- Store file on USB or...
- Load into iMovie for editing, contact patron to edit, once edited render project
- Store on USB or convert and burn to DVD for home player.

Did I Mention That We Do This Completely

FREE!


Zero, Zip, Zilch, Nada

NO COST TO PATRONS*

* Patrons requesting multiple copies beyond our disc limit are asked to contribute DVD-R discs.

Handling Copyright

From Our Policy



In addition, the Kirkwood Public Library will not be liable for copyright infringement or any other violation of the law related to video/audio conversion performed by a patron, regardless of whether the conversion is performed by the patron or by a Library staff member on the patron's behalf. Each patron assumes all responsibility for observing copyright restrictions and other laws when using equipment in the Library. By requesting a staff member's assistance with a video/audio conversion, the patron is representing to the staff member and the Library, that the patron has the legal right to perform the conversion. In the event a patron performs a video/audio conversion in violation of the law, or has a staff member perform an unlawful conversion, the patron agrees to indemnify the Library for any damages the Library suffers as a result of patron's actions/request. The Library reserves the right to refuse any request for conversion services where the Library or any staff member feels a violation of the law may occur as a result of such conversion.

Handling Copyright



In general:

- We do not do anything that is a feature film.
- We do not convert anything recorded from television.
- When converting tapes we do not really know the contents, therefore it could be part home movie, part TV recording.
- When most tapes are started we see the first few seconds:
 - If TV recordings are found we will fast forward several times through the tape to see if a home movie starts.
 - If so we find where it begins and start the conversion.
 - If only TV recordings are found we stop converting.
 - If there are TV recordings mid-way through a tape we will likely never know.
 - If we spot check a running tape prior to its completion and find TV recordings we stop the conversion.

Progress

We have converted 2,300+ tapes. This is an average of ~96 tapes per month. Our biggest number was 226 in December of 2018. The procedures we implement have also evolved since its inception. Most of these changes have been made in order to streamline the service and get materials back to patrons as quickly as possible.

- Limit the # of discs we would use, patrons to contribute discs should they desire more copies.
- Require a USB drive to transfer tapes to digital files rather than to DVD.
- We “encourage” patrons to use to service rather than converting tapes on their own and explain the benefits of letting the library do it for them.
- We added a third VHS / DVD combination unit to perform conversions faster.

Service Expansion

This project is supported by the Institute of Museum and Library Services under the provisions of the Library Services and Technology Act as administered by the Missouri State Library, a division of the Office of the Secretary of State.



Expansion Includes Adding:

- 2 Additional VHS-DVD Units
 - 2 Additional VidBox platforms
 - An Additional 8mm Camcorder
 - A MiniDV Camcorder
 - An 8mm Reel-to-Reel Digitizer
-



Thank You!

Nick O'Neal - Director of Technology & Online Services, Kirkwood Public Library
314-821-5770, ext 1027

noneal@kirkwoodpubliclibrary.org

<https://kirkwoodpubliclibrary.org>

This slideshow available at <http://bit.ly/2H2wiZ9>